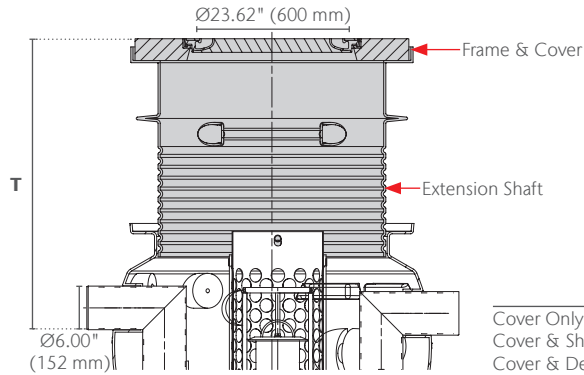


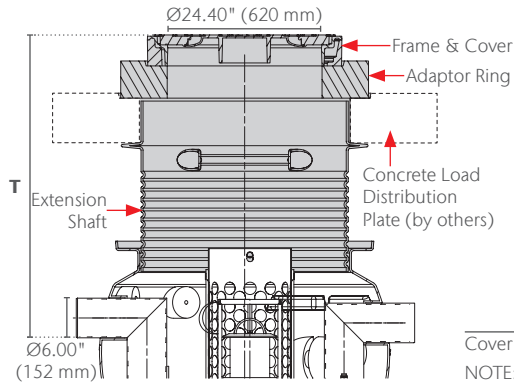
NS6/660 Oleopator P - MDPE Vertical Body Oil-Water Separator

Pedestrian Duty Top



	Part No.	T in (mm)	Weight lbs
Cover Only	3301.14.00	17.3 (440)	298.0
Cover & Short Extension Shaft	3301.14.01	29.5–41.3 (750–1050)	376.2
Cover & Deep Extension Shaft	3301.14.02	29.5–70.9 (750–1800)	424.8

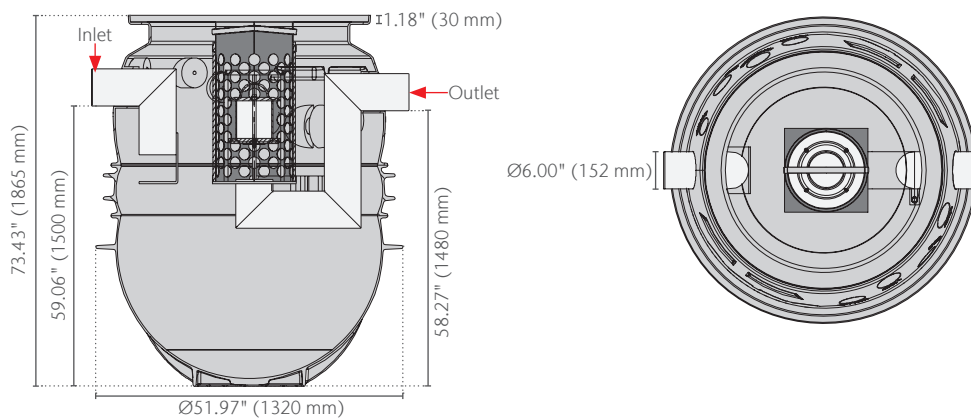
Heavy Duty Top



	Part No.	T in (mm)	Weight lbs
Cover & Extension Shaft	3301.17.00	34.8–70.5 (885–1790)	627.0

NOTE: 1500 mm (59 in) diameter x 200 mm thick concrete load distribution plate by others

Separator Body

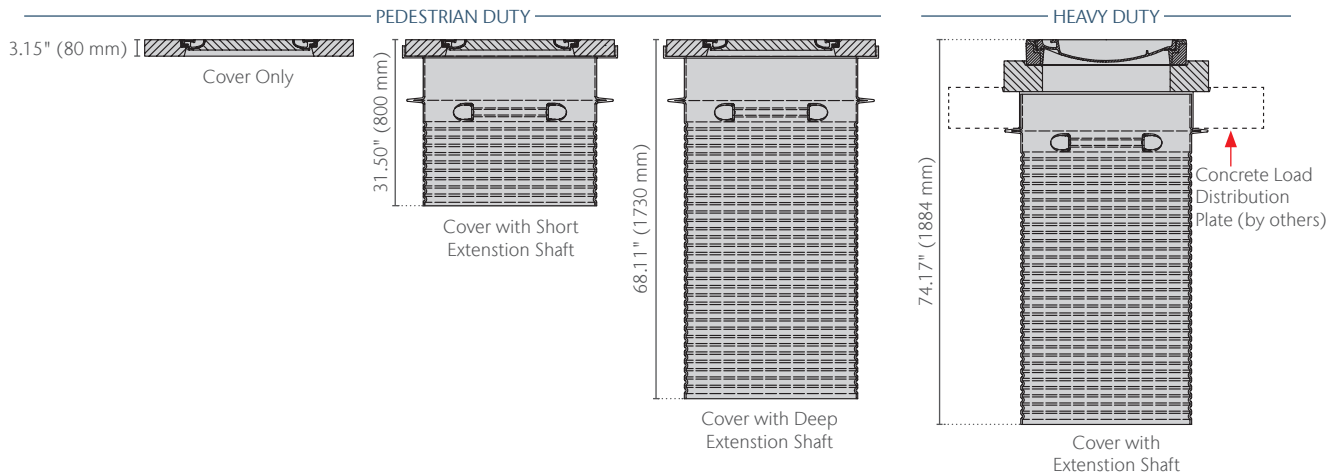


Model Number	Part No.	Maximum flow* L/s (gpm)	Volume Solids Trap gal(L)	Volume Oil Storage gal(L)	Total Capacity gal(L)	Weight lbs
NS6/660	3906.80.00	6(95)	175(660)	62(235)	257(970)	200.2

*Maximum flow indicated is for optimum performance - under 5mg/L hydrocarbons in effluent; higher flows can run through separator

NS6/660 Oleopator P - MDPE Vertical Body Oil-Water Separator

Extension Shafts & Covers



Specification Summary

General

The oil water separator shall be ACO Oleopator P NS6/660 complete with ductile iron cover as manufactured by ACO, Inc.

Performance

The effluent water should contain maximum 5 mg/L (5 ppm) for maximum designed flow. Independent performance testing should be available on request.

Cover

Cover shall be manufactured from ductile iron to ASTM A 536-84 – Grade 65-45-12 and have a minimum inside opening diameter of 24.00" (600 mm). The cover should be marked 'Separator' on the top. The cover shall be capable of withstanding pedestrian / heavy vehicle traffic.

See table values for distance from finished grade to inlet pipe invert (T).

Accessories

The separator shall be equipped with high liquid level alarm, maximum oil capacity alarm and/or maximum suspended solids capacity alarm systems.

Materials

The separator body shall be manufactured from medium density polyethylene (HDPE) and have minimum properties as follows:

- Tensile impact strength: 152 ft-lb/in²
- Tensile strength, ultimate: 3,480 psi
- Water absorption 0.01%
- Frost-proof
- Salt-proof
- Fuels and oils-resistant

The oil separator shall be equipped with a coalescing unit and automatic shut-off valve for situations when maximum oil capacity is reached. Minimum oil storage capacity shall be 62 gal (235 L); minimum suspended solids storage capacity shall be 175 gal (660 L). Separator shall be resistant to uplift forces from underground water up to finished grade water table level. The oil separator should not require a concrete surround.


Installation

Separator shall be installed in strict accordance with the manufacturer's installation instructions and recommendations.

ACO, Inc.

© January 2026 ACO, Inc.

All reasonable care has been taken in compiling the information in this document. All recommendations and suggestions on the use of ACO products are made without guarantee since the conditions of use are beyond the control of the company. It is the customer's responsibility to ensure that each product is fit for its intended purpose and that the actual conditions of use are suitable. ACO, Inc. reserves the right to change products and specifications without notice.



info@acousa.com
www.acousa.com

